











































- | | |
|---|---|
|  | Break glass type fire alarm call point |
|  | Heat sensitive detectors |
|  | Smoke sensitive detectors |
|  | Emergency light point. |
|  | Firemans Switch |
|  | Emergency Drop Key Access |
|  | Fire alarm indicator / repeat panel |
|  | Door/Access fitted with Gerdas D1 Key lock |
|  | Door/Access fitted with FB1 Key lock |
|  | Door/Access fitted with FB2 Key lock |
|  | Door/Access fitted with FB4 Key lock |
|  | Door/Access fitted with FB11 Padlock |
|  | Door/Access fitted with FB14 Padlock |
|  | Dry Riser Outlet |
|  | Digital electronic lock door entry/exit system |
|  | Premises Information Box |
|  | Permanently Open Vent |
|  | Automatic Opening Vent |
|  | Openable Vent |
|  | Fire alarm sounder ('X' indicates integral flashing - Xenon light) |
|  | CCTV Security Camera |
|  | Fire Brigade Key Access |
| | EXTINGUISH |
|  | 1.1m x 1.1m fire blanket - base of container to be 1500mm above floor level |
|  | 6 litres AFFF aqueous foam extinguisher to BS:6575 |
|  | 9 litre wet chemical type extinguisher |
|  | 4.5 litre dry powder type extinguisher |
|  | 2 kg carbon dioxide type extinguisher |
|  | 4.5 kg carbon dioxide type extinguisher |
|  | 9 kg water type extinguisher |
|  | 6 litre water type extinguisher |
| | FIRE EXIT SIGNAGE |
|  | 'E' Signs to be externally illuminated with adjacent emergency light point |
|  | 'FE' denotes as previous but illuminated as part of sign |
|  | 'RM' denotes non illuminated sign |
| | FIRE DOOR SIGNS AND FIRE ACTION NOTICES |
|  | Fire Action Notice |
|  | Emergency Floor Plan |
|  | "FIRE DOOR KEEP SHUT" sign |
|  | "FIRE DOOR KEEP LOCKED" sign |
|  | "AUTOMATIC FIRE DOOR KEEP CLEAR" or
"FIRE EXIT KEEP CLEAR" sign |
|  | "CAUTION, IN THE EVENT OF FIRE DO NOT USE THIS LIFT" |
|  | DISTRIBUTION BOARD |

REV	DATE	AMENDMENTS
-----	------	------------

BROWNLEY COURT GROUND FLOOR



WEB: WWW.FIRNTEC.COM
EMAIL: CONTACTUS@FIRNTEC.COM
ADDRESS: 1ST FLOOR, ENDEAVOUR HOUSE,
PARKWAY CT, PLYMOUTH PL6 8LJ
TEL: 01752 977 147

PROJECT: **BROWNLEY COURT**

ADDRESS: BROWNLEY COURT
WYTHENSHAW
MANCHESTER
M22 8UD

DWG NO.:	BR-C_220020I_0I
----------	-----------------

DWG TITLE:LEVEL 0

DWG DATE: NOVEMBER 2022

DWG SIZE: SCALE 1:50 @ A1

DRAWN: NR	CHECKED: BR
-----------	-------------